



# A2K SUBSCRIPTION

Subscription Portal Guide



# A2K SUBSCRIPTION

A2K Subscription is a gateway to our global knowledge and learning networks where you can access exclusive productivity apps & offerings, easily access software license information, and connect with our support and customer service teams.





## WELCOME

Welcome to our exciting new A2K Technologies Client Portal.

A2K subscription is a gateway to our global knowledge and learning networks where you can access exclusive productivity apps & offerings, easily access software license information, and connect with our support and customer success teams. We are industry experts working for you. Give us a call today and let us begin the process of getting your business ready for the future with A2K Subscription.

Email Address:

Password:

☐ Remember Login



### LEARNING AND KNOWLEDGE BASE

Gain access to our online learning platform and receive free access to our productivity workshops.

### ACCESS TO DESIGN CONTENT LIBRARY

Design Content provides access to 2D and 3D building information models for Australian and New Zealand products. This includes manufacturer-specific and generic libraries suitable for architects, engineers (all disciplines), designers and specialist consultants/contractors.



# A2K SUBSCRIPTION PORTAL

- Access to Autodesk Product subscriptions, renewal information
- Access online learning system
- Access design content library
- Log technical support
- Access exclusive workshop details

# HOW DO I ACCESS?

- Complete access A2K subscription form. (full name and email) [Click here.](#)
- Our staff will set you up on
  - A2K subs portal
  - Online learning
  - Design content
- You will receive 3 email notifications from each of the platforms – *Please follow the simple instructions to get access*
- Visit <https://www.a2ksubs.com/>

The screenshot shows the A2K Technologies Subscription Portal. The header includes the A2K logo, navigation links (Home, My Account, Support, Resources, eLearning, Help), a search bar, and user information (Syed, Logout). The main content area is titled 'PORTAL HOME' and features a 'Home' section with three articles: 'The Shipping Container Movement', 'Tony Owen Partners Designs Disco Rooftop', and 'Unispace - End to End Project Delivery with Autodesk and A2K Technologies'. Below this is a red banner with four columns: 'VIEW SUBSCRIPTION DETAILS', 'DESIGN CONTENT', 'ONLINE LEARNING', and 'SEE UPCOMING EVENTS'. Each column has a description and an 'ACCESS' button. At the bottom, there are three more sections: 'LOG A SUPPORT CASE', 'UPCOMING CLASSROOM COURSES', and 'BLOGS', each with a description and a link.

**A2K Technologies**  
SUBSCRIPTION PORTAL

Home My Account Support Resources eLearning Help Search...

**PORTAL HOME**

Home

The Shipping Container Movement - Wednesday, March 4, 2020  
Shipping container architecture has recently overrun a market, whereby its affordability and easy construction have architects and clients discovering new ways to convert cargo unit into homes. [read more ...](#)

Tony Owen Partners Designs Disco Rooftop - Tuesday, March 3, 2020  
The new Disco Volante rooftop bar that sits on top of Nelson House in Sydney's CBD is designed by Tony Owen Partners. [read more ...](#)

Unispace - End to End Project Delivery with Autodesk and A2K Technologies - Tuesday, March 3, 2020

**VIEW SUBSCRIPTION DETAILS**  
View your current Autodesk subscription details including seat counts and serial numbers.  
[ACCESS](#)

**DESIGN CONTENT**  
Design Content provides online access to Revit, AutoCAD, and 3D Max models and materials in the current and latest format, which are accurate representations of specific manufacturer products.  
[ACCESS](#)

**ONLINE LEARNING**  
Gain access to our advanced productivity platform and e-Learning system specifically designed for the architecture, engineering and construction industry and offers a wide range of learning options.  
[ACCESS](#)

**SEE UPCOMING EVENTS**  
You now have free access to exclusive access and priority to attend our productivity workshops.  
[ACCESS](#)

**LOG A SUPPORT CASE**  
Need assistance with resolving an issue? Have a question you want answered? Click here to log a support case and one of our qualified technical experts will respond to your

**UPCOMING CLASSROOM COURSES**  
Immerse yourself in our instructor-led classroom-based training. Our courses cover a comprehensive set of Autodesk solutions.

**BLOGS**  
Get useful information, tips and tricks for whitepaper. We have a range of white range of topics, all aimed to increase y

**A2K**



# ONLINE LEARNING



Gain access to our advanced productivity platform and e-Learning system (Pinnacle) specifically designed for the architecture, engineering and construction industry and offers a wide range of:

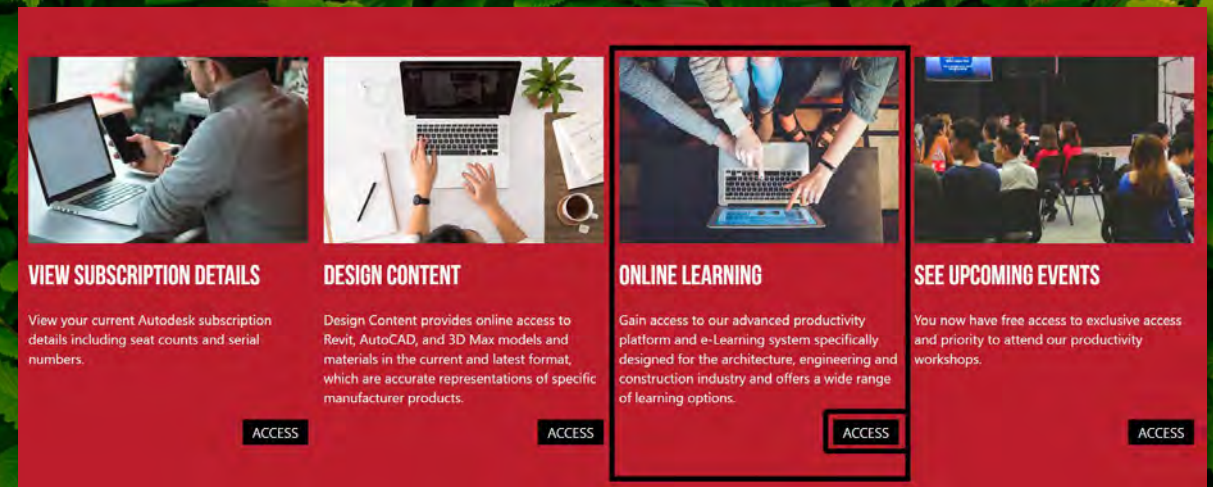
- Basic learning paths
- Tips and tricks
- How-To videos
- Learning content and guides
- Invites to free face to face productivity workshops



# ONLINE LEARNING

# HOW DO I ACCESS?

1. Login in to the a2k subs portal or visit <https://portal.pinnacleseries.com/#/login>
2. Follow login details provided
3. Select product or topic you wish to learn about and explore!

A login form for Pinnacle Series. It has a red header with the Pinnacle Series logo and 'Sign In' text. Below the header are two input fields: the first contains the email 'raj@aj2ktechnologies.com.au' and the second contains masked characters '.....'. There is a checkbox for 'Remember Me' and a link for 'Forgot Password?'. Below these is a dropdown menu set to 'English'. At the bottom is a red 'Sign In' button.





# DESIGN CONTENT

Design Content provides access to 2D and 3D building information models for Australian and New Zealand products. This includes manufacturer-specific and generic libraries suitable for architects, engineers (all disciplines), designers and specialist consultants/contractors.

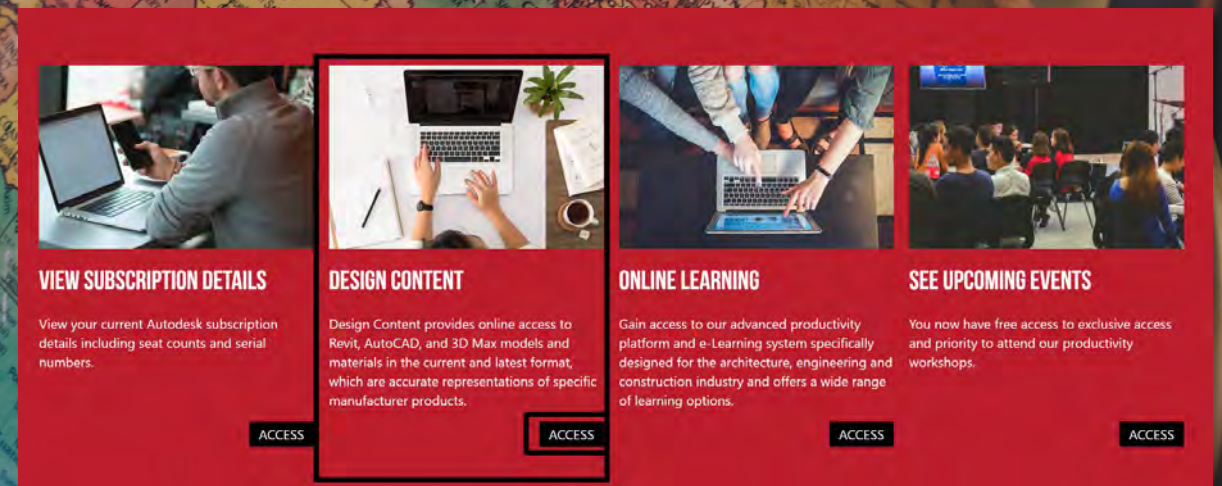
<https://www.designcontent.com.au/>





# DESIGN CONTENT HOW DO I ACCESS?

1. Login in to the a2k subs portal or visit <https://www.designcontent.com.au/>
2. Follow login details provided
3. Explore the extensive content library and start creating!

A screenshot of the Design Content login form. The form is white with a black border and is set against a dark background. It features the Design Content logo at the top. Below the logo are two input fields: 'Username or Email Address' and 'My Password:'. There is a 'Remember Me' checkbox and a 'Log In' button. At the bottom, there are links for 'Register | Lost your password?', '← Back to Design Content', and 'Terms & Conditions'. A large white arrow with a black outline points from the left towards the login form.





# TECHNICAL SUPPORT

A2K's world class technical team is comprised of certified, industry-leading technical experts who are passionate about helping our customers.

Access unlimited phone, online and email technical support via our easy-to-use, cloud-based support system with purpose-built tools that accelerates the support submission and resolution process. Submit, review and manage support cases, such as:

- Configuration issues and error message resolution
- Troubleshooting and technical product issues
- License Manager and deployment issues



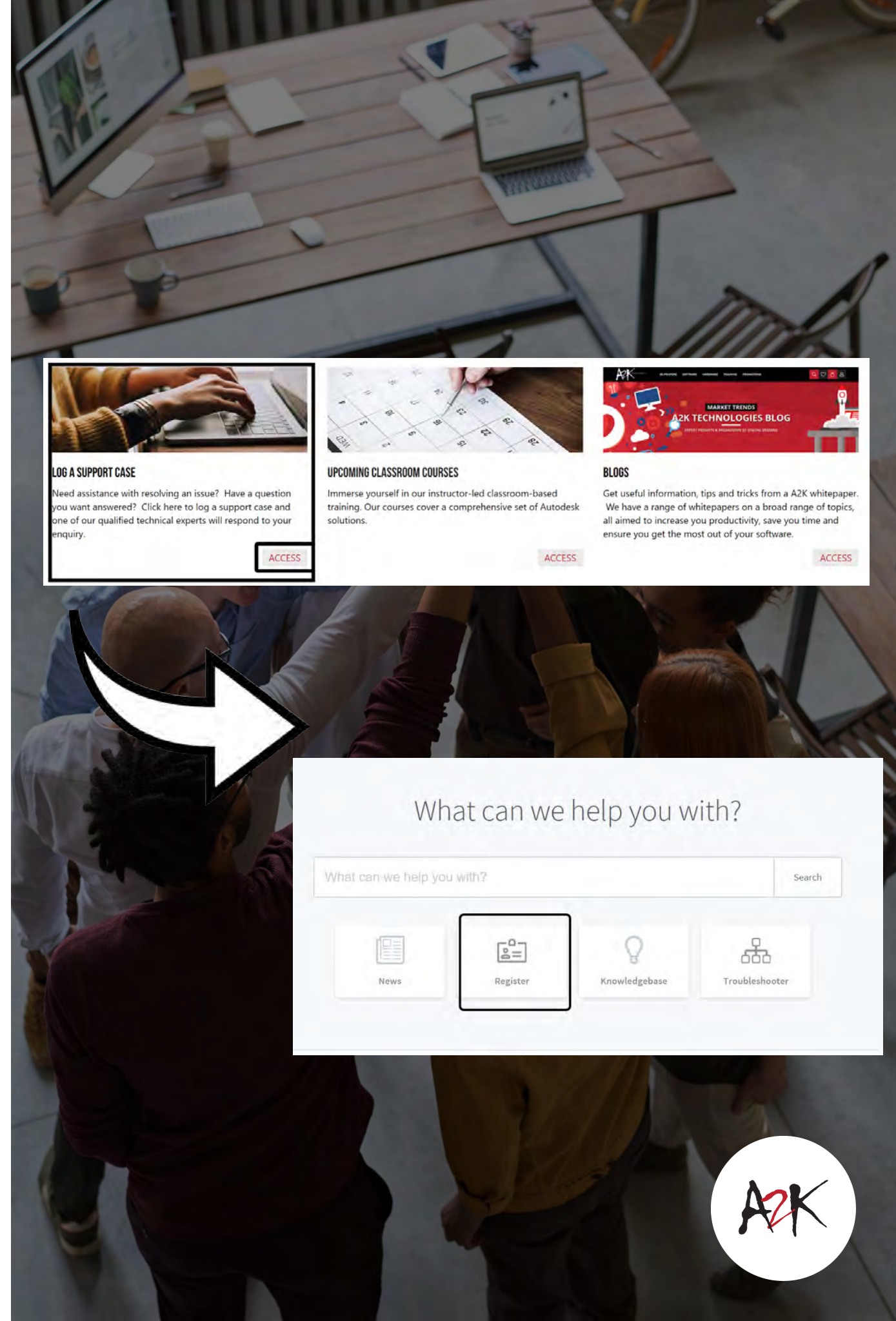


# TECHNICAL SUPPORT

# HOW DO I

# ACCESS?

- Multiple channels
  - Phone 1800 223 562
  - Email [support@a2ktechnologies.com.au](mailto:support@a2ktechnologies.com.au)
  - Visit: <https://support.a2ktechnologies.com.au/>
  - Login in to the a2k subs portal and click on '**Log a support case**'
- To access you support history, please click on register (as per image), and follow the steps.







# CUSTOMER SUCCESS TEAM

Our experienced customer success team will help guide you through licensing issues and provide best practices in managing your Autodesk account, so you get the most out of your technology investment. Your dedicated customer care team member will help with:

- Autodesk Account set up
- Assigning users and licenses
- Access downloads and updates
- Create license files
- Installation and activation
- Troubleshoot licensing issues
- Voluntary License Reviews

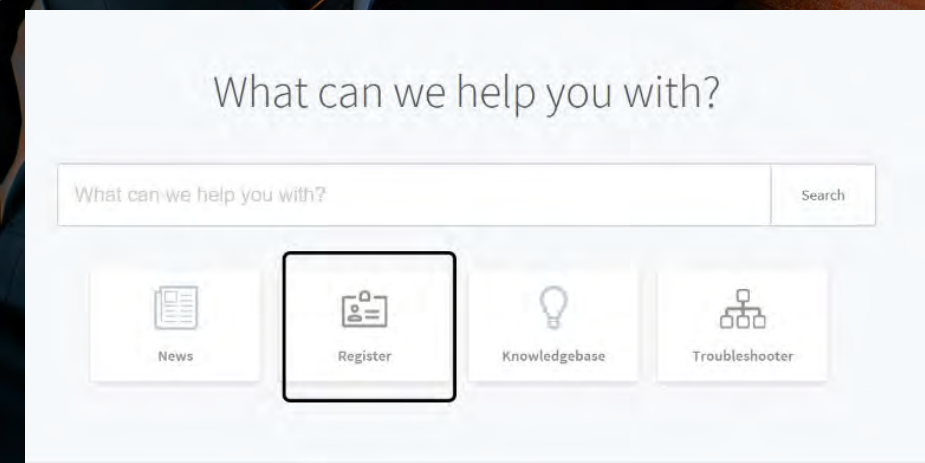
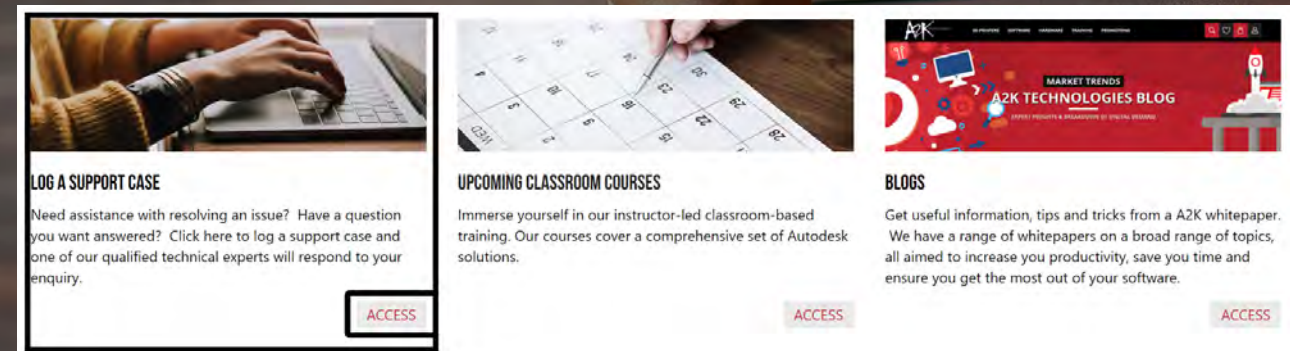




## CUSTOMER SUCCESS TEAM

# HOW DO I ACCESS?

- Multiple channels
  - Phone 1800 223 562
  - Email  
[customercare@a2ktechnologies.com.au](mailto:customercare@a2ktechnologies.com.au)
  - Visit:  
<https://support.a2ktechnologies.com.au/>
  - Login in to the a2k subs portal and click on '**Log a support case**'
- To access you support history, please click on register (as per image), and follow the steps.

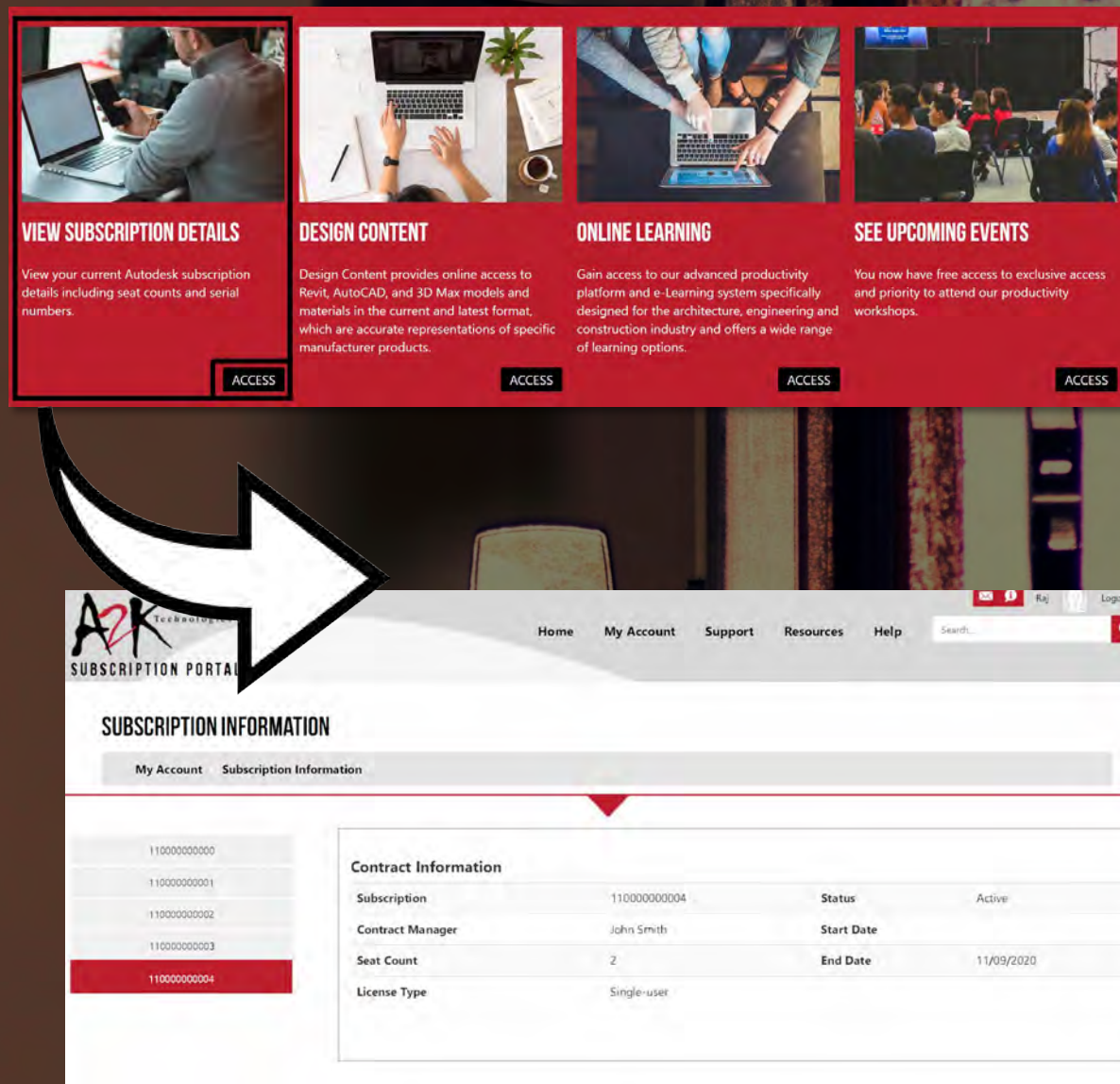




# ACCESS SUBSCRIPTION INFORMATION

The portal enables you to view your current Autodesk subscription details including seat counts and serial numbers.

- Login on:  
<https://www.a2ksubs.com/>
- Click 'Access' on the View Subscription details section



**VIEW SUBSCRIPTION DETAILS**  
View your current Autodesk subscription details including seat counts and serial numbers.  
**ACCESS**

**DESIGN CONTENT**  
Design Content provides online access to Revit, AutoCAD, and 3D Max models and materials in the current and latest format, which are accurate representations of specific manufacturer products.  
**ACCESS**

**ONLINE LEARNING**  
Gain access to our advanced productivity platform and e-Learning system specifically designed for the architecture, engineering and construction industry and offers a wide range of learning options.  
**ACCESS**

**SEE UPCOMING EVENTS**  
You now have free access to exclusive access and priority to attend our productivity workshops.  
**ACCESS**

**A2K TECHNOLOGIES**  
SUBSCRIPTION PORTAL

Home My Account Support Resources Help Search...

**SUBSCRIPTION INFORMATION**

My Account Subscription Information

Subscription ID
110000000000
110000000001
110000000002
110000000003
<b>110000000004</b>

**Contract Information**

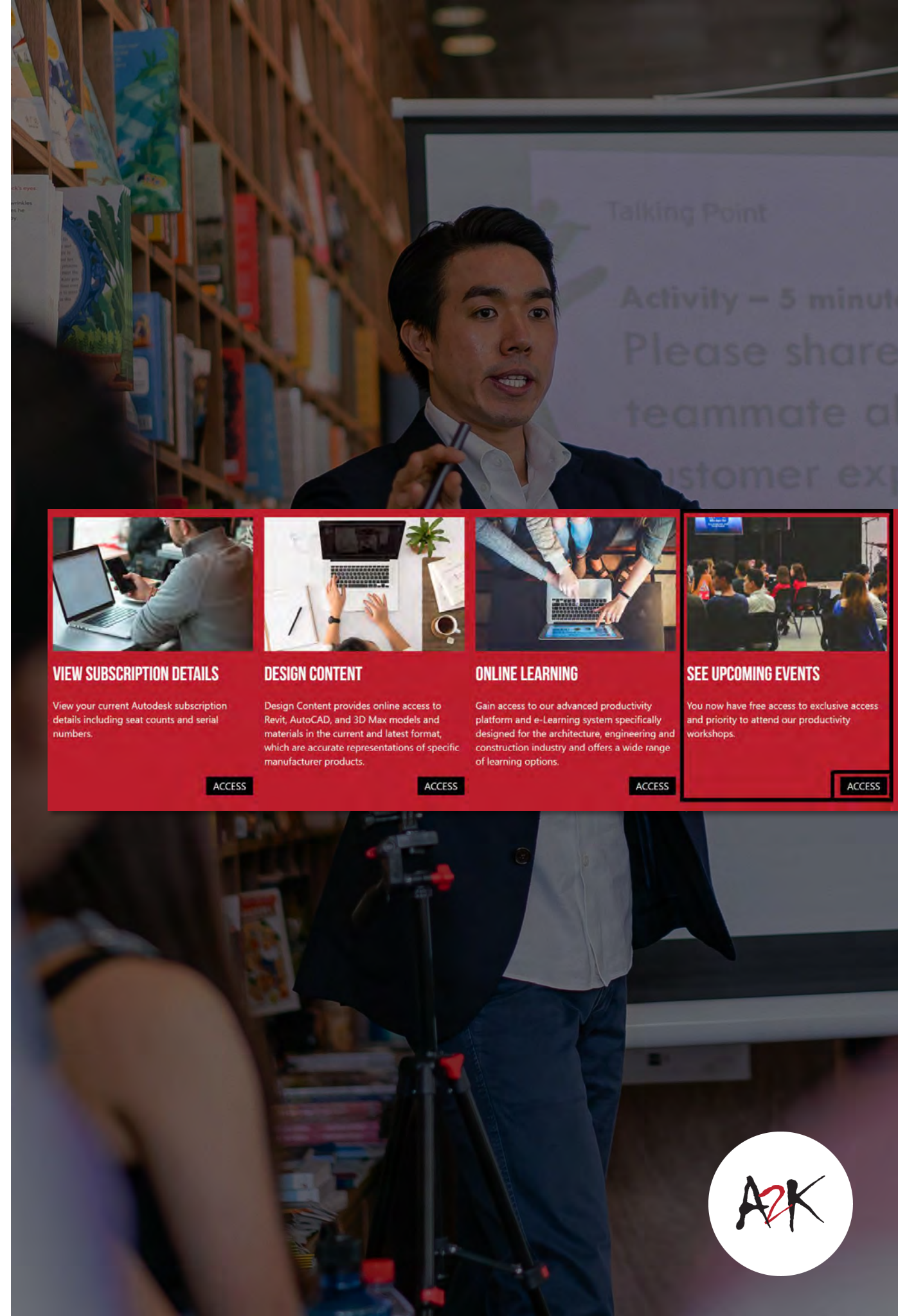
Subscription	110000000004	Status	Active
Contract Manager	John Smith	Start Date	
Seat Count	2	End Date	11/09/2020
License Type	Single-user		



# EXCLUSIVE EVENTS AND WORKSHOPS

As a part of your subscription you will receive invitations to attend exclusive events and workshops. Through the portal you will be able to see all upcoming events and workshops.

- Login on:  
<https://www.a2ksubs.com/>
- Click 'Access' on the View Subscription details section







**1800 223 562 | [PORTAL@A2KTECHNOLOGIES.COM.AU](mailto:PORTAL@A2KTECHNOLOGIES.COM.AU)**

**[WWW.A2KSUBS.COM](http://WWW.A2KSUBS.COM)**

**[WWW.A2KTECHNOLOGIES.COM.AU](http://WWW.A2KTECHNOLOGIES.COM.AU)**